




District Report Card: 2017			
<b>State:</b> Haryana		<b>District:</b> Fatehabad	
<b>Class:</b> 8		<b>Subject:</b> Science	
<b>Schools:</b> 51		<b>Students:</b> 1127	


### Participation/Coverage


#### Students

<div>GENDER</div> <div></div>	Boys				Girls			
	Number		%		Number		%	
	457		40.55		670		59.45	

<div>AREA</div> <div></div>	Rural				Urban			
	Number		%		Number		%	
	1035		91.84		92		8.16	

<div>CATEGORY</div> <div></div>	SC		ST		OBC		GEN	
	Number	%	Number	%	Number	%	Number	%
	734	65.13	0	0.00	227	20.14	166	14.73

<div>CWSN</div> <div></div>	LD	VI	HI	S&LD	ID	Oth
	4	0	1	0	1	2

<div>Management</div> <div></div>	Government			Government-aided		
	Number		%	Number		%
	1127		100.00	0		0.00

### Average Performance of Students in Science (%)

Overall	Gender		Area		Management		Social Group			
	Male	Female	Rural	Urban	Govt.	Aided	SC	ST	OBC	GEN
41.78	44.83	39.70	41.31	47.10	41.78	0.00	41.16	0.00	43.49	42.17

## Performance on Learning Outcomes (LOs)

Learning Outcomes	Description	Average Performance(%)
SCI703	Classifies materials and organisms based on properties/characteristics	32.92
SCI704	Conducts simple investigation to seek answers to queries	33.21
SCI705	Relates processes and phenomenon with causes	37.20
SCI708	Measures and calculates e.g., temperature; pulse rate; speed of moving objects; time period of a simple pendulum, etc.	43.57
SCI710	Plots and interprets graphs	36.78
SCI711	Constructs models using materials from surroundings and explains their working	23.12
SCI801	Differentiates materials, organism and processes	60.25
SCI804	Relates processes and phenomenon with causes	51.14
SCI805	Explains processes and phenomenon	35.65
SCI807	Measures angles of incidence and reflection, etc.	30.70
SCI811	Applies learning of scientific concepts in day-to-day life	40.97
SCI813	Makes efforts to protect environment	65.31

Range of Performance of Students who Answered Correctly							
Below 30%		30% - 50%		50% - 75%		Above 75%	
Number	%	Number	%	Number	%	Number	%
331	29.37	450	39.93	290	25.73	56	4.97

## Lowest Performing Learning Outcomes (LOs)

- 1 - Constructs models using materials from surroundings and explains their working (23.12)
- 2 - Measures angles of incidence and reflection, etc. (30.70)
- 3 - Classifies materials and organisms based on properties/characteristics (32.92)
- 4 - Conducts simple investigation to seek answers to queries (33.21)
- 5 - Explains processes and phenomenon (35.65)